



SETOF Soil Erosion and **T**orrential Flood
*Prevention: Curriculum Development at the
Universities of Western Balkan Countries*

WP4 – Quality Control – Report of the 5th Quality Assurance Committee meeting

Prof. Paolo Porto

University *Mediterranea* of Reggio Calabria – Dipartimento di AGRARIA



Reference Number: 598403-EPP-1-2018-1-RS-EPPKA2-CBHE-JP

"This project has been funded with support from the European Commission. This publication reflects the views only of the author, and the Commission cannot be held responsible for any use which may be made of the information contained therein"

Co-funded by the
Erasmus+ Programme
of the European Union





Soil Erosion and TOrrential Flood
Prevention: Curriculum Development at the
Universities of Western Balkan Countries

The 5th Quality Assurance Committee meeting of the Erasmus+ Capacity Building in the Field of Higher Education project “Soil Erosion and Torrential Flood Prevention: Curriculum Development at the Universities of Western Balkan Countries” (SETOF) was organized by the University of Novi Sad, Serbia and held on March 11th, 2022.

The Committee members discussed the quality assurance plan and partner self-assessment reports.

Co-funded by the
Erasmus+ Programme
of the European Union





Soil Erosion and TOrrential Flood
Prevention: Curriculum Development at the
Universities of Western Balkan Countries

The discussion of the quality assurance plan and partner self-assessment reports was organized in two presentations by Prof. Paolo Porto from the University *Mediterranea* of Reggio Calabria, Italy



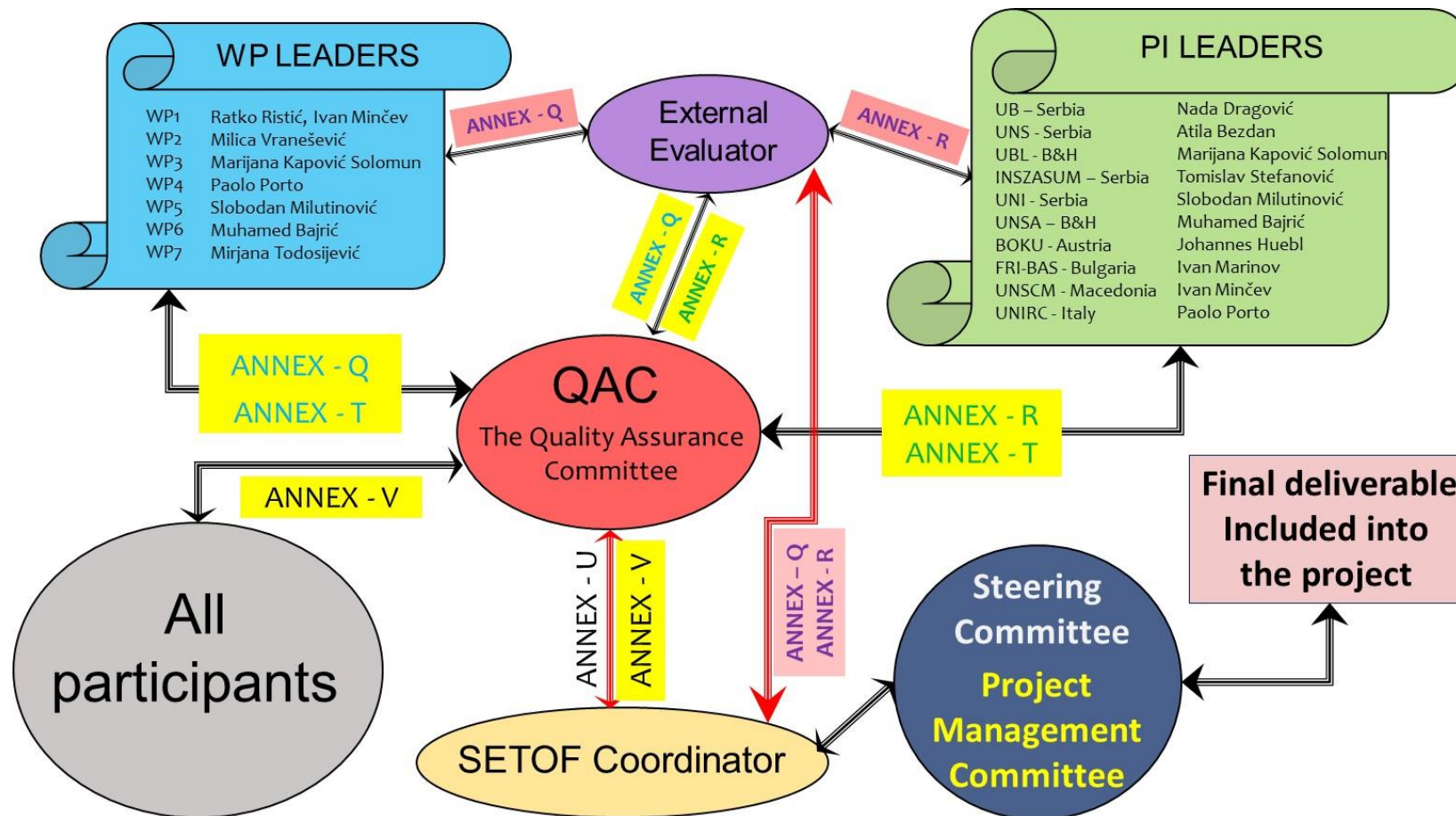
1st Presentation - Progress on self-assessment reporting

2nd Presentation - Report of Quality control according to the adopted plan and measures for improving

Co-funded by the
Erasmus+ Programme
of the European Union



The structure of the Quality Plan was recalled





The results of the internal evaluation process related to the **second year of activity** of the project were presented. These include also the necessary integrations related to the activities of some working groups that followed a shifted time schedule

More specifically, the results contained in the annexes Q, R, T, and V were reported

Annex Q - Work Package self-assessment report form (annual)

Annex R - Partner self-assessment report form (annual)

Annex T – Internal project quality evaluation form (annual) – By Leaders

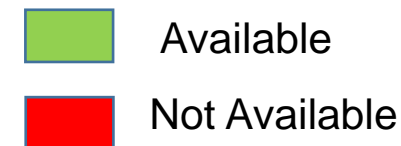
Annex V – Event evaluation – By each participant





Annex – Q: monitoring up to the end of the 2nd year

LEGENDA



WORK PACKAGE	WP LEADER	ANNEX Q
WP1 - Analysis of soil erosion state and torrential floods in Western Balkan countries	Ratko Ristić, Ivan Minčev	
WP2 - Development of curricula	Milica Vranešević	
WP3 - Implementation of developed curricula	Marijana Kapović Solomun	
WP4 - Quality plan and monitoring	Paolo Porto	
WP5 - Dissemination of project results	Slobodan Milutinović	
WP6 - Exploitation	Muhamed Bajrić	
WP7 - Management	Mirjana Todosijević	







Annex – R: monitoring up to the end of the 2nd year

PARTNER INSTITUTION	PI LEADER	ANNEX R
UB – Serbia	Nada Dragović	
UNS - Serbia	Atila Bezdan	
UBL - B&H	Marijana Kapović Solomun	
INSZASUM – Serbia	Tomislav Stefanović	
UNI - Serbia	Slobodan Milutinović	
UNSA – B&H	Muhamed Bajrić	
BOKU - Austria	Johannes Huebl	
FRI-BAS - Bulgaria	Eli Pavlova	
UNSCM - Macedonia	Ivan Minčev	
UNIRC - Italy	Paolo Porto	

LEGENDA

-  Available
-  Not Available



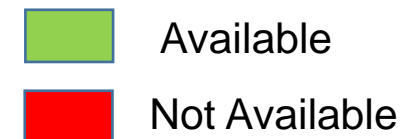
PARTNER	Amount received	Amount spent	% spent
UB (P1)	N/A	107,058.00	N/A
UNS (P2)	65,381.22	58,918.15	90.1
UNI (P3)	65,065.33	58,385.58	89.7
UBL (P4)	91,388.50	69,613.44	76.2
UNSA (P5)	65,556.50	56,616.00	86.4
INSZASUM (P6)	16,880.00	10,692.00	63.3
BOKU (P7)	17,727.00	11,736.00	66.2
UNSCM (P8)	8,299.50	8,050.50	97.0
UNIRC (P9)	17,714.50	14,062.00	79.4
FRI-BAS (P10)	15,184.00	8,398.00	55.3

Most of the Institutions were able to spend at least 60% of the First Instalment (sum of two tranches = 50% of the total amount assigned to each Partner). The exceptions, outlined in red in the table, are FRI-BAS (P10), with 55% spent, and UNSCM (P8) that receive only the first tranche of the first Instalment. Based on a formal discussion with the responsible person of P8, this problem was mainly due to internal bureaucratic reasons that will be resolved as soon as possible.



Annex – T: monitoring up to the end of the 2nd year

LEGENDA



WORK PACKAGE	WP LEADER	ANNEX T
WP1 - Analysis of soil erosion state and torrential floods in Western Balkan countries	Ratko Ristić, Ivan Minčev	
WP2 - Development of curricula	Milica Vranešević	
WP3 - Implementation of developed curricula	Marijana Kapović Solomun	
WP4 - Quality plan and monitoring	Paolo Porto	
WP5 - Dissemination of project results	Slobodan Milutinović	
WP6 - Exploitation	Muhamed Bajrić	
WP7 - Management	Mirjana Todosijević	







Annex – T: monitoring up to the end of the 2nd year

PARTNER INSTITUTION	PI LEADER	ANNEX T
UB – Serbia	Nada Dragović	
UNS - Serbia	Atila Bezdan	
UBL - B&H	Marijana Kapović Solomun	
INSZASUM – Serbia	Tomislav Stefanović	
UNI - Serbia	Slobodan Milutinović	
UNSA – B&H	Muhamed Bajrić	
BOKU - Austria	Johannes Huebl	
FRI-BAS - Bulgaria	Ivan Marinov	
UNSCM - Macedonia	Ivan Minčev	
UNIRC - Italy	Paolo Porto	

LEGENDA

-  Available
-  Not Available



Annex – V: monitoring up to the end of March 2022

EVENT – Date and location

Number of
Evaluation forms

1) Kick-off meeting - December 13 - 14, 2018 – Belgrade, Serbia

14



2) 1st PMU meeting , 1st SC meeting and Study Visit - May 15 - 17, 2019 – Innsbruck, Austria

14



3) Workshop on bachelor and master curricula in EU, Study visit, 1st QAC meeting – Sep 30 – Oct 2, 2019 – Reggio Calabria, Italy

13



4) Regional Cluster Meeting on CBHE projects in the Western Balkans - 22-23 October 2019 - Durres, Albania

Not evaluated

5) Workshop on bachelor and master curricula – October 28 –29, 2019 – Scopje, North Macedonia

9



6) 2nd PMU meeting , 2nd SC meeting, 2nd QAC meeting - Nov 18 - 19, 2019 – Banja Luka, B&H

18



7) Cluster Meeting on the CBHE projects - Nov 27, 2019 – Banja Luka, B&H

Not evaluated

8) Workshop- Presentation of the project – Dec 11, 2019 – Niš, Serbia

Not evaluated

9) Meeting of the Partner Countries Universities – Jan 24, 2020 – Belgrade, Serbia

Not evaluated

10) 3rd PMU meeting , 3rd SC meeting, 3rd QAC meeting - Sep 28 - 29, 2020 – Sarajevo, B&H

18



11) Meeting of the Partner Countries Universities – Jan 28, 2021 – Belgrade, Serbia

Not evaluated

Annex – V: monitoring up to the end of March 2022

EVENT – Date and location

Number of
Evaluation forms

12) Meeting - June 8 - 9, 2021 – Nis, Serbia

13



13) Meeting - March 10 - 11, 2022 – Novi Sad, Serbia

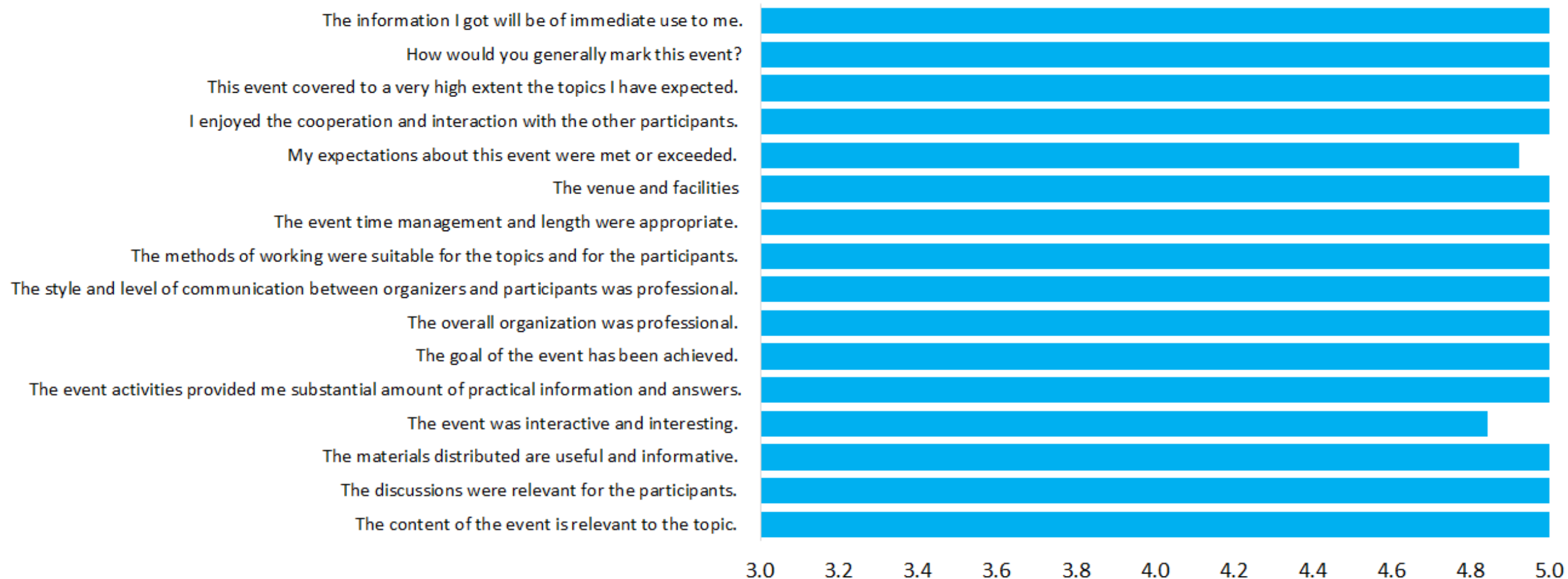
Under evaluation



Annex – V: monitoring up to the end of March 2022

Number of Evaluation forms = 14

Belgrade Dec, 2018

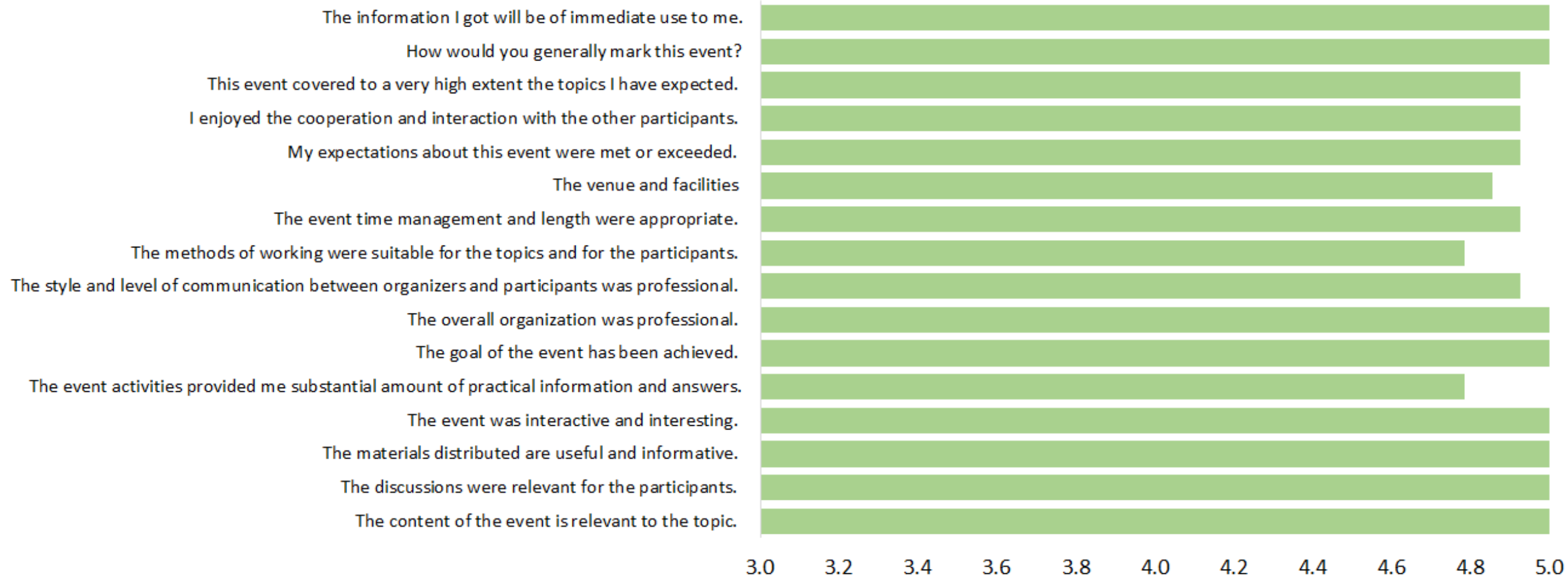




Annex – V: monitoring up to the end of March 2022

Number of Evaluation forms = 14

Innsbruck May, 2019

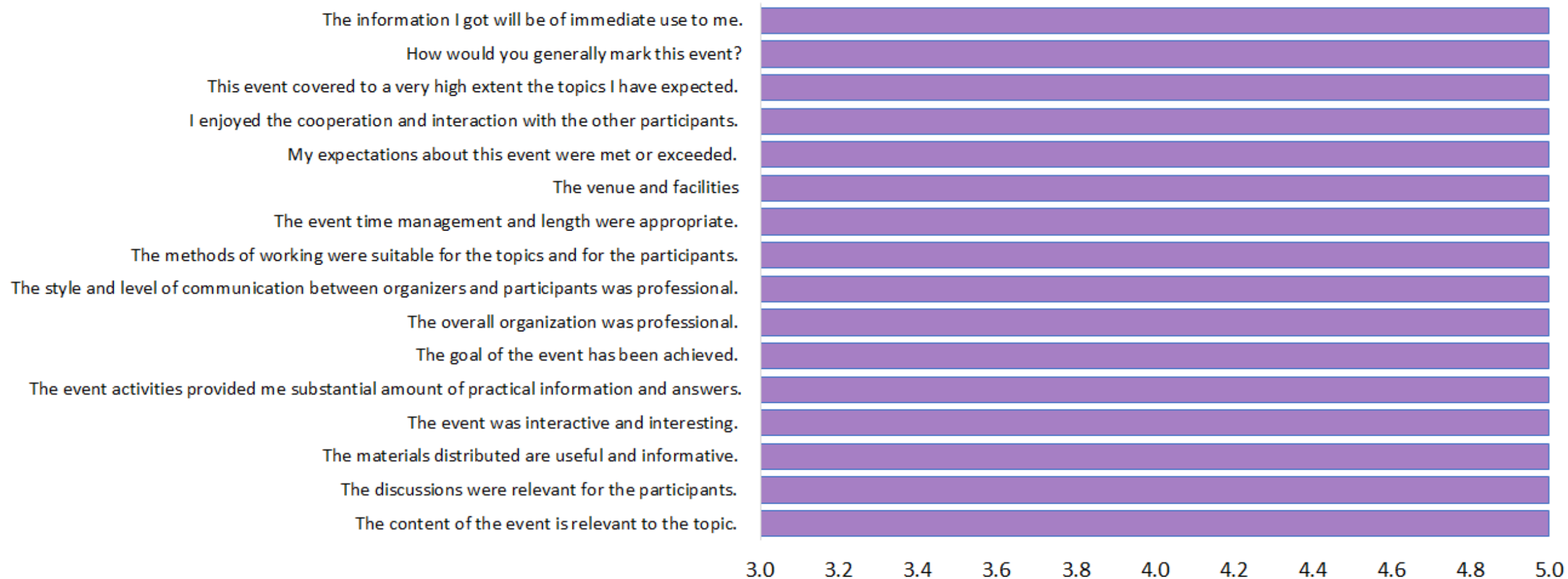




Annex – V: monitoring up to the end of March 2022

Number of Evaluation forms = 13

Reggio Calabria Sep-Oct, 2019

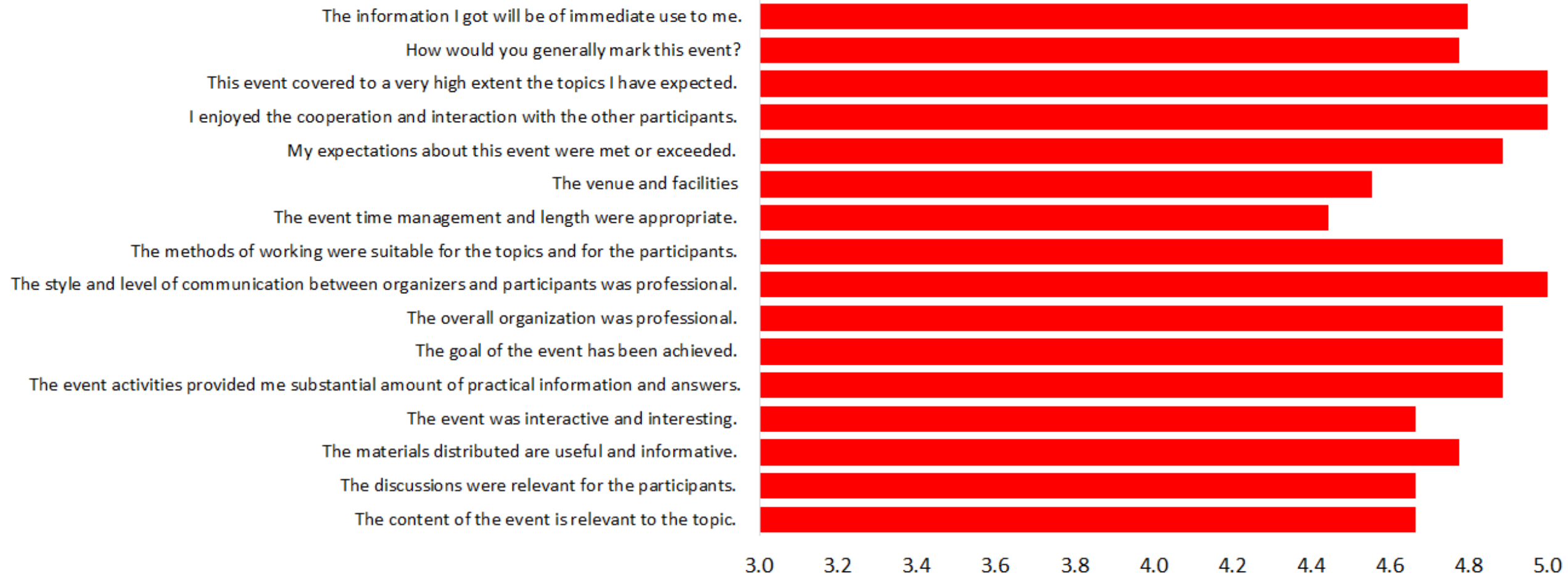




Annex – V: monitoring up to the end of March 2022

Number of Evaluation forms = 9

Scopje Oct, 2019

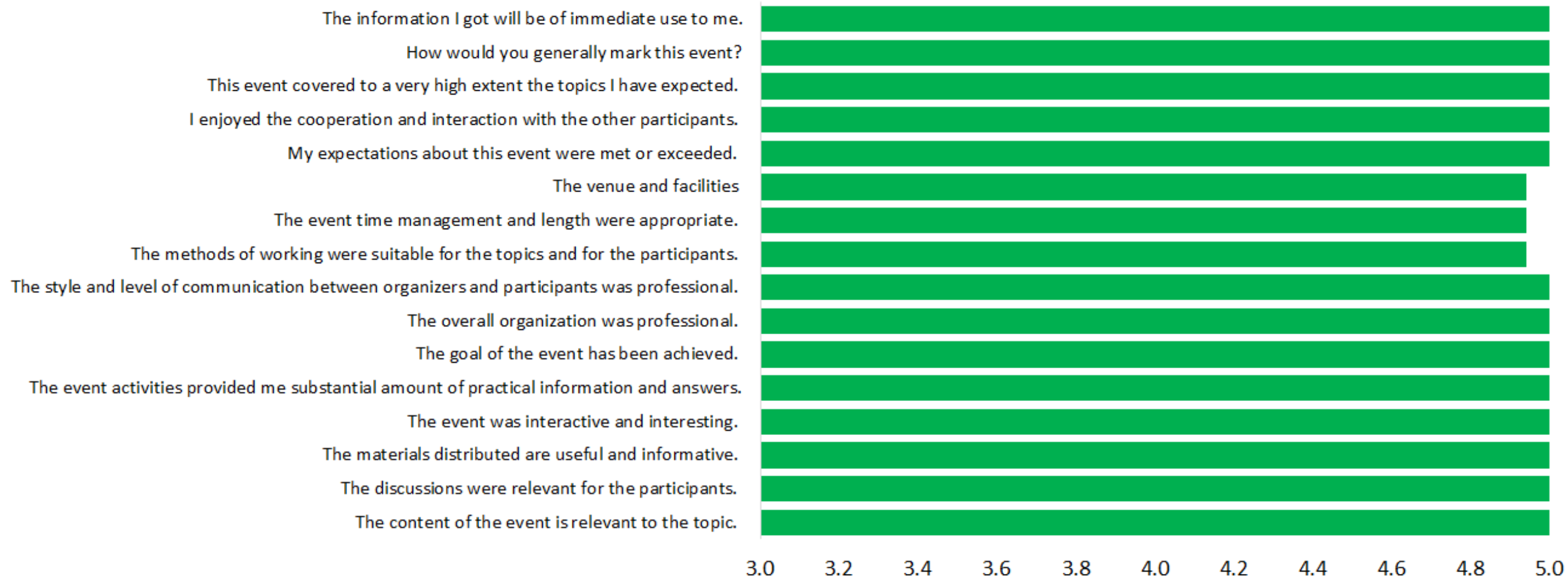




Annex – V: monitoring up to the end of March 2022

Number of Evaluation forms = 18

Banja Luka Nov, 2019

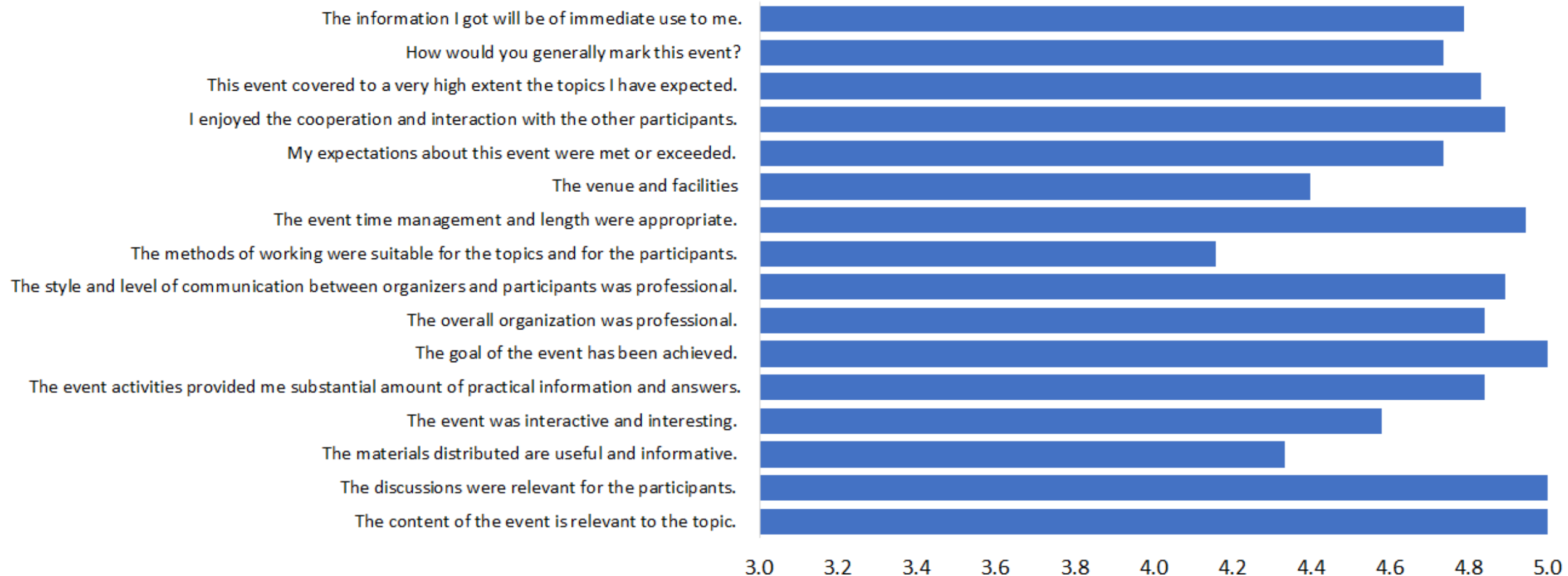




Annex – V: monitoring up to the end of March 2022

Number of Evaluation forms = 18

Sarajevo Sep-Oct 2020

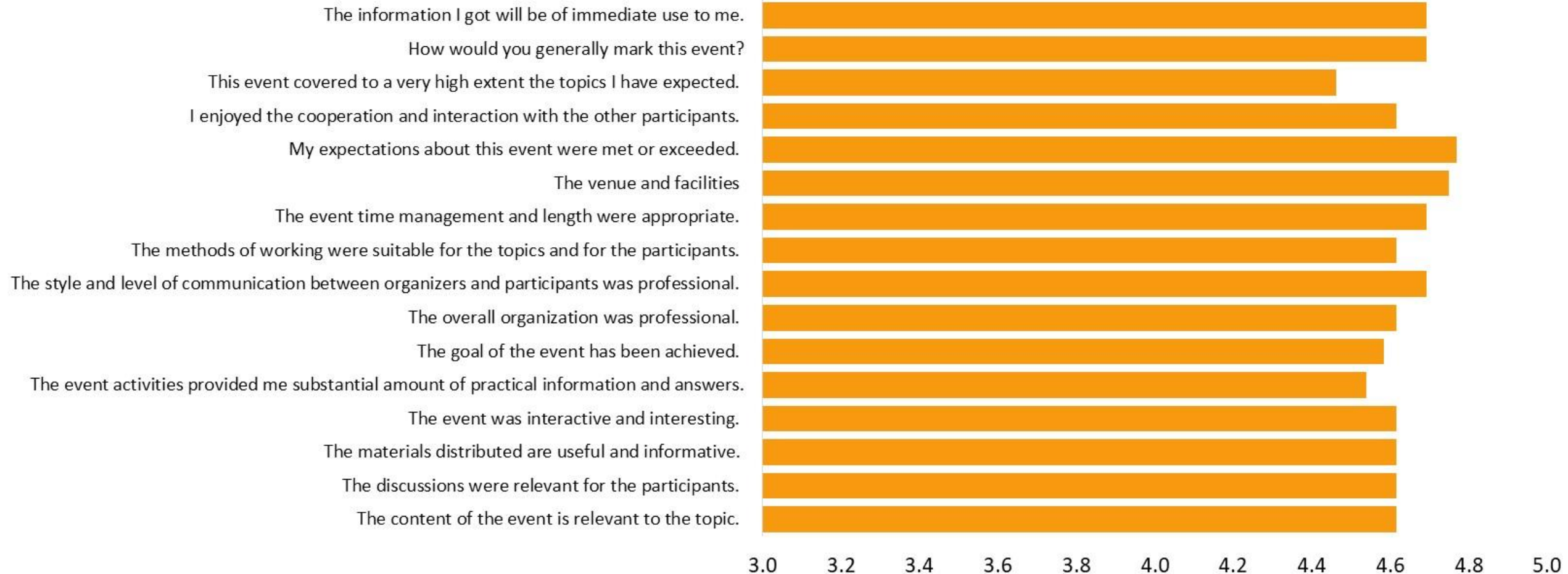




Annex – V: monitoring up to the end of March 2022

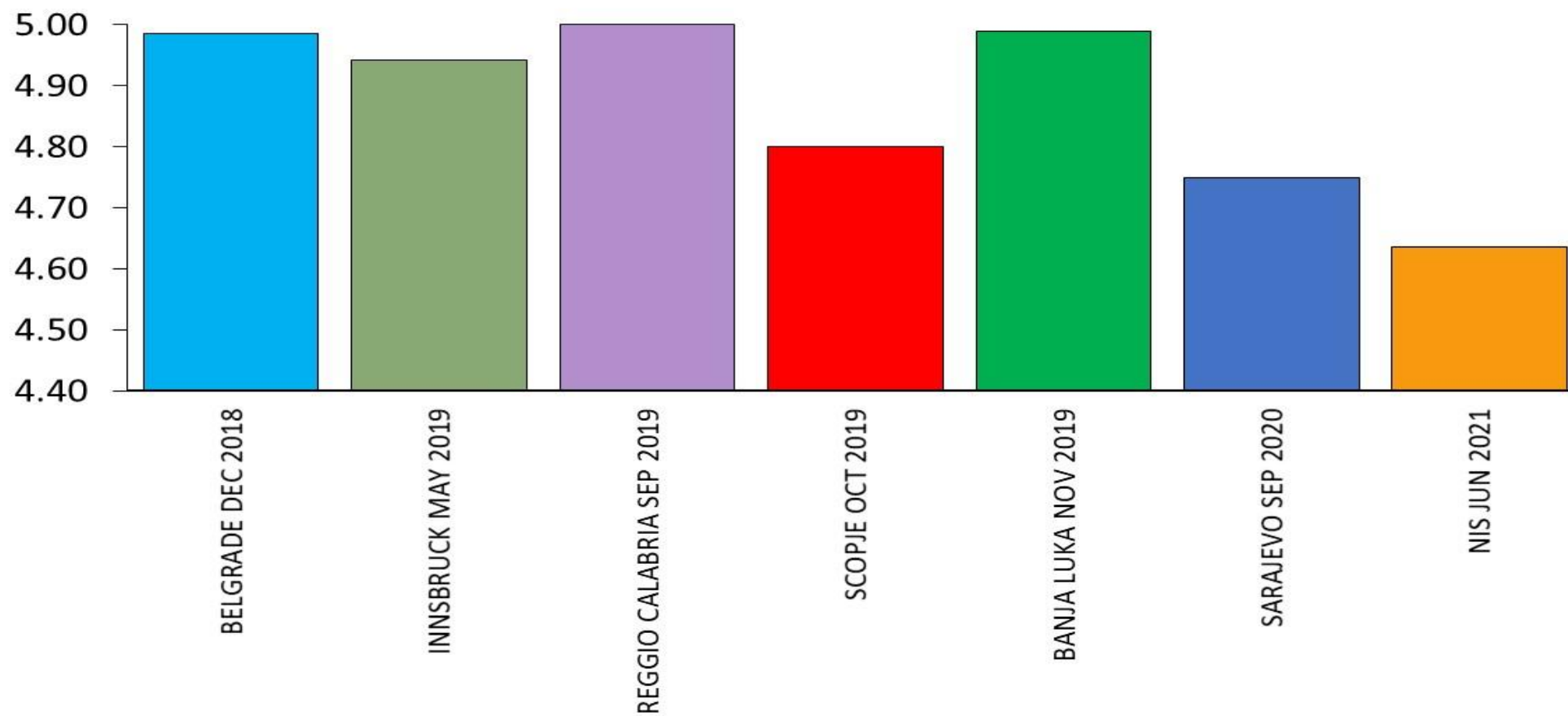
Number of Evaluation forms = 13

Nis, 2021





OVERALL EVALUATION





2nd Presentation - Report of Quality control according to the adopted plan and measures for improving

Considerations and recommendations on Activities and achievements by the WP Leaders – ANNEX Q - were presented and discussed

Considerations and recommendations on activities by the Partner Institutions Leaders – ANNEX R - were presented and discussed

Considerations and recommendations on Financial Matters were discussed and proposed



Considerations and recommendations on Activities and achievements by the WP Leaders

As expected, based on the specific activities required by each WP Leader and the different time of window in which these activities are planned in the Project schedule, the percentage of participation and the impact of each single WP are different but, generally, in schedule with the plan.

More specifically, the activities related to the WP3 that started at the end of the first year of the Project are now well developed and documented in the ANNEX-Q sent to the QAC in March 2022

In this respect, no major problems have been identified for the assigned deliverables

The third (and last!) ANNEX-Q form will be sent to each WP Leader before the end of the project to resume the activities carried out after the global self-evaluation

Considerations and recommendations on activities by the Partner Institutions Leaders

As expected, based on the specific activities required by each PI Leader and the different time of window in which these activities are planned in the Project schedule, the percentage of participation and the impact of each single PI are different.

More specifically, the activities related to the P2 and P3 that started later are documented in the ANNEX-R that was sent to the QAC in March 2022

In this respect, no major problems have been identified for the assigned deliverables

The third (and last!) ANNEX-R form will be sent to each PI Leader before the end of the Project to resume the activities carried out after the global self-evaluation

Considerations and recommendations on Financial Matters

The table that synthesizes the funds received from each Institution (related to the first and second tranches of the first Instalment) and the percentage of the money spent at the date of March 11, 2022 is summarized below

PARTNER	Amount received	Amount spent	% spent
UB (P1)	N/A	107,058.00	N/A
UNS (P2)	65,381.22	58,918.15	90.1
UNI (P3)	65,065.33	58,385.58	89.7
UBL (P4)	91,388.50	69,613.44	76.2
UNSA (P5)	65,556.50	56,616.00	86.4
INSZASUM (P6)	16,880.00	10,692.00	63.3
BOKU (P7)	17,727.00	11,736.00	66.2
UNSCM (P8)	8,299.50	8,050.50	97.0
UNIRC (P9)	17,714.50	14,062.00	79.4
FRI-BAS (P10)	15,184.00	8,398.00	55.3

Most of the Institutions were able to spend at least 60% of the First Instalment (sum of two tranches = 50% of the total amount assigned to each Partner). The exceptions, outlined in red in the table, are FRI-BAS (P10), with 55% spent, and UNSCM (P8) that receive only the first tranche of the first Instalment. *The QAC suggests to accelerate the bureaucratic procedures to require the remaining three tranches in order to be in line with the schedule.*